



District Report Card: 2017


State: Chhattisgarh	District: Surguja
Class: 3	Subject: Language
Schools: 52	Students: 720


Participation/Coverage


Students

<div>GENDER</div> <div></div>	Boys				Girls			
	Number		%		Number		%	
	365		50.69		355		49.31	

<div>AREA</div> <div></div>	Rural				Urban			
	Number		%		Number		%	
	653		90.69		67		9.31	

<div>CATEGORY</div> <div></div>	SC		ST		OBC		GEN	
	Number	%	Number	%	Number	%	Number	%
	32	4.44	448	62.22	217	30.14	23	3.19

<div>CWSN</div> <div></div>	LD	VI	HI	S&LD	ID	Oth
	0	8	0	2	2	1

<div>Management</div> <div></div>	Government			Government-aided		
	Number		%	Number		%
	688		95.56	32		4.44

Average Performance of Students in Language (%)

Overall	Gender		Area		Management		Social Group			
	Male	Female	Rural	Urban	Govt.	Aided	SC	ST	OBC	GEN
77.55	76.89	78.22	79.68	56.72	77.72	73.75	78.33	77.68	77.54	73.91

Performance on Learning Outcomes (LOs)

Learning Outcomes	Description	Average Performance(%)
L304	Reads small texts with comprehension i.e., identifies main ideas, details, sequence and draws conclusions	77.76
L312	Reads printed scripts on the classroom walls: poems, posters, charts etc.	77.11

Range of Performance of Students who Answered Correctly							
Below 30%		30% - 50%		50% - 75%		Above 75%	
Number	%	Number	%	Number	%	Number	%
17	2.36	61	8.47	200	27.78	442	61.39

Lowest Performing Learning Outcomes (LOs)

1 - Reads printed scripts on the classroom walls: poems, posters, charts etc. (77.11)

2 - Reads small texts with comprehension i.e., identifies main ideas, details, sequence and draws conclusions (77.76)